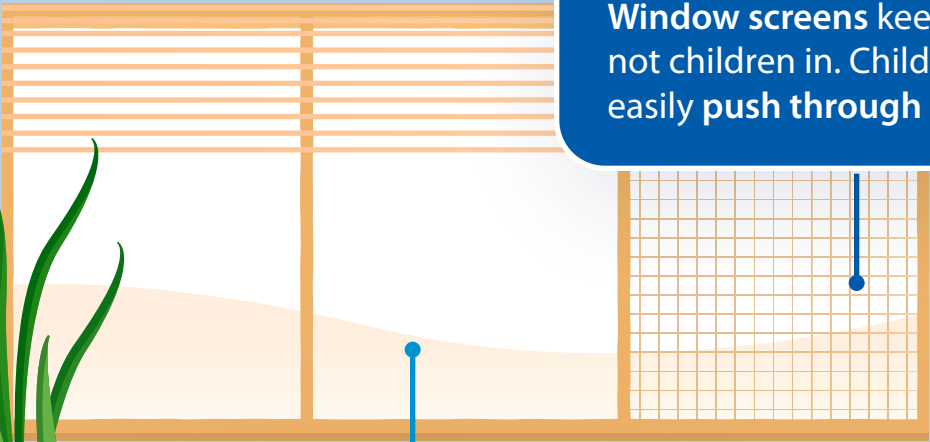



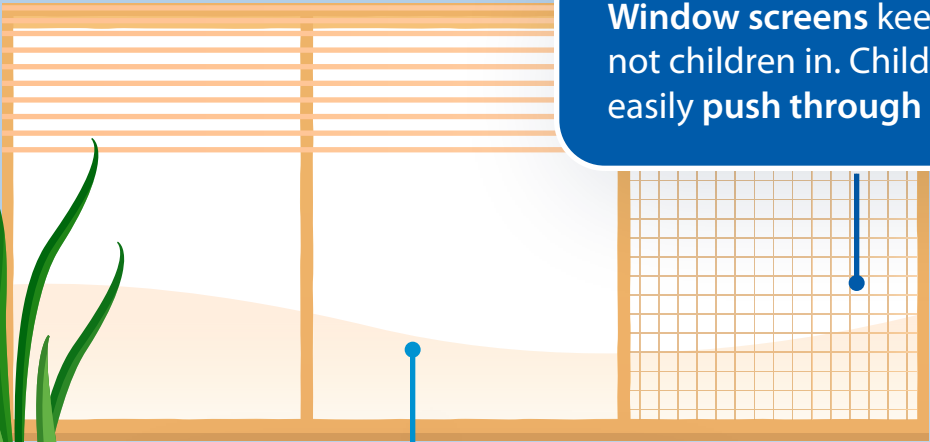
Window safety tips to protect kids from falls




Window screens keep bugs out, not children in. Children can easily push through and fall.



Always supervise children around open windows. Never underestimate a child's mobility; many climb before they can walk.



Install window opening control devices so windows don't open more than 10 centimetres.



Place furniture away from windows to discourage children from climbing.

Tips to make your home more secure for children and prevent devastating falls

Install window and door safety locks. These safety features prevent windows from opening more than 10 centimetres (four inches). Children can fit through spaces as small as 12 centimetres (five inches) wide. Ensure there is a safe release option in case of a house fire.

Move household items away from windows. This can discourage children and toddlers from using objects like a step stool to climb and peer out.

Window screens keep bugs out, not children in. Most screens pop out easily, allowing children to push through and fall. Toddlers who have a higher centre of gravity can easily fall headfirst through a window screen if they lean against it.



Install window guards on windows above the ground level. These can act as a gate in front of the window.

Don't underestimate a child's mobility; children often begin climbing before they can walk.

Don't leave children unattended on balconies or decks. Move furniture or planters away from the edges as children can climb up and over.

Talk to your children about the dangers of opening and playing near windows, particularly on upper floors of the home.



fraserhealth.ca/WindowSafety

